












VARISPIN 15 
MULTI CENTRIFUGE

강력한 파워와 다양한 로터 구성으로
폭 넓은 사용이 가능한 다목적 공냉식 원심분리기

 RPM 15,000	 RCF 23,847 xg	 AIR COOLING	 ≤60dB	
 Touch Screen DISPLAY	 100 PROGRAMS	 IMBALANCE	 10 STEP ACC/DEC	 ROTOR ID

● ● ● STANDARD SPECIFICATION



Max. RPM	15,000RPM(Angle Rotor)	4,000RPM(Swing Rotor)
Max. RCF	23,847 xg	3,667 xg
Max. Capacity	85ml x 6	750ml x 4
Accel / Decel phase	0 ~ 9 (10set)	
Noise Level	≤60dB	
Set Time	99 hour 59 min 59sec or continuous	
Time Count	From start / From set-up RPM	
Program	100 memory	
Rotor ID	Automatic Recognition	
Display	4.3" LCD Touch Screen	
RPM Range	400 to 15,000 rpm	
Available Rotor Quantity	13	
Power Supply	230V ± 10%, 50-60Hz, 1Phase	
Power Consumption	1,500W	
Dimension(W x D x H)	544 x 680 x 378 mm (H:915mm with open lid)	
Weight (without rotor)	70kg	

●●● MAIN FEATURE

- 넓은 사용 범위
다양한 목적 또는 여러 사용자의 사용을 위한 다양한 로터 옵션을 지니고 있습니다.
- 튜브 사용 범위
0.2ml부터 750ml 까지 다양한 사이즈의 튜브 사용이 가능합니다.
- Biocontainment 로터 옵션
인체에 유해한 시료에 대한 원심분리 시, 취급 중 유해한 Aerosol의 누출을 방지하기 위한 Aerosol-tight sealing이 가능한 로터 및 버킷의 공급이 가능합니다.
- 높은 시인성
사용자 친화적인 4.3" Full 컬러 터치식 LCD 컨트롤러를 적용하였습니다. 한번에 모든 설정값을 확인할 수 있고, 간단한 방법으로 항목 설정이 가능합니다.
- 안정적인 공냉식 제어
로터의 고속회전으로 인한 마찰열을 효율적으로 배기하여 챔버 내의 온도상승을 최소화 하였습니다.

●●● ORDER INFORMATION





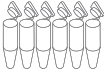










	ITEM	DESCRIPTIONS	ORDER CODE
Main Body	VARISPIN 15 Set	VARISPIN 15, with rotor S4750T, including bucket B750 (4EA), and tube rack S750T-50C-5 (2EA), S750T-15C-14 (2EA), 230V/50~60Hz	V15-SET
	VARISPIN 15	VARISPIN 15, refrigerated, without rotor, 230V/50~60Hz	V15-MB
Angle Rotor	A480.2T	0.2ml x 48 fixed angle rotor for PCR tubes(x6 PCR strips) (Max 12,000RPM)	V15-AR1
	A301.5T	1.5/2.0ml x 30 fixed angle rotor (Max 15,000RPM)	V15-AR2
	A481.5T	1.5/2.0ml x 48 fixed angle rotor (Max 13,000RPM)	V15-AR3
	A1215T	15ml x 12 fixed angle rotor (Max 12,000RPM)	V15-AR4
	A1215TC	15ml x 12 fixed angle rotor for conical tubes (Max 13,000RPM)	V15-AR5
	A650T	50ml x 6 fixed angle rotor (Max 12,000RPM)	V15-AR6
	A650TC	50ml x 6 fixed angle rotor for conical tubes (Max 13,000RPM)	V15-AR7
	A850T	50ml x 8 fixed angle rotor (Max 12,000RPM)	V15-AR8
	A685T	85ml x 6 fixed angle rotor (Max 12,000RPM)	V15-AR9
	A6250T	250ml x 6 fixed angle rotor (Max 8,000RPM)	V15-AR10
Swing Rotor	S4250TE	250ml x 4-wing swing rotor for rectangular/micro plate buckets (Max 4,000RPM)	V15-SR1
	S4250T	250ml x 4-wing swing rotor for round buckets (Max 4,000RPM)	V15-SR2
	S4750T	750ml x 4-wing swing rotor for round buckets / micro plate buckets (Max 4,000RPM)	V15-SR3













●●● AVAILABLE ANGLE ROTORS

LAB.SAFETY














CENTRIFUGES

LAB.BASIC


























Rotor								
	Fixed Angle Rotor $\angle 45^\circ$ 48 x 0.2ml Radius(mm) : 83.5		Fixed Angle Rotor $\angle 45^\circ$ 30 x 1.5ml Radius(mm) : 94.8			Fixed Angle Rotor $\angle 45^\circ$ 48 x 1.5ml Radius(mm) : 94.8		
Item	A480.2T		A301.5T			A481.5T		
Tube								
Volume (ml)	0.2	0.2ml Strips	0.2	0.5	1.5 / 2.0	0.2	0.5	1.5 / 2.0
Adaptor / tube rack								
Item			F1.5A-0.2	F1.5A-0.5		F1.5A-0.2	F1.5A-0.5	
Number per rack / rotor	48	6	30	30	30	48	48	48
Adaptor bore (mm)	6.5	6.5	6.5	8	11	6.5	8	11
Max. height for use (mm)	-	-	44	52	61	In 51 Out 44	In 62 Out 54	In 70 Out 61
RPM	12,000	12,000	15,000	15,000	15,000	13,000	13,000	13,000
Radius (mm)	83.5	83.5	80.3	86.7	94.8	In 70.3 Out 80.3	In 76.7 Out 86.7	In 84.8 Out 94.8
RCF	13,443	13,443	20,199	21,809	23,847	In 13,283 Out 15,172	In 14,492 Out 16,381	In 16,022 Out 17,912

Rotor								
	Fixed Angle Rotor $\angle 28^\circ$ 12 x 15ml Radius(mm) : 97.1		Fixed Angle Rotor $\angle 25^\circ$ 12 x 15ml Conical Radius(mm) : 100.9		Fixed Angle Rotor $\angle 30^\circ$ 6 x 50ml Radius(mm) : 99.9		Fixed Angle Rotor $\angle 25^\circ$ 6 x 50ml Conical Radius(mm) : 95.7	
Item	A1215T		A1215TC		A650T		A650TC	
Tube								
Volume (ml)	15(16)		15 Conical		15 Conical	50	15 Conical	50 Conical
Adaptor / tube rack								
Item					F50A-15C		F50CA-15C	
Number per rack / rotor	12		12		6	6	6	6
Adaptor bore (mm)	19		17		17	29.5	17	30
Max. height for use (mm)	117		129		122	120	124	121
RPM	12,000		13,000		12,000	12,000	13,000	13,000
Radius (mm)	97.1		100.9		94.3	99.9	91.3	95.7
RCF	15,632		19,064		15,182	16,083	17,250	18,082

••• AVAILABLE ANGLE ROTORS

Rotor							
	Fixed Angle Rotor $\angle 30^\circ$ 8 x 50ml Radius(mm) : 103.4		Fixed Angle Rotor $\angle 25^\circ$ 6 x 85ml Radius(mm) : 99.8			Fixed Angle Rotor $\angle 25^\circ$ 6 x 250ml Radius(mm) : 138.4	
Item	A850T		A685T			A6250T	
Tube							
Volume (ml)	15 Conical	50	15 Conical	50 Conical	50	85	250
Adaptor / tube rack							
Item	F50A-15C		F85A-15C	F85A-50C	F85A-50		
Number per rack / rotor	8	8	6	6	6	6	6
Adaptor bore (mm)	17	29.5	17	30	29	39	62
Max. height for use (mm)	123	120	123	122	118	118	126
RPM	12,000	12,000	12,000	12,000	12,000	12,000	8,000
Radius (mm)	97.8	103.4	90.7	94.8	95.3	99.8	138.4
RCF	15,745	16,647	14,602	15,262	15,343	16,067	9,903

••• AVAILABLE SWING ROTORS

S4750T	B750	BS750								B500	BW750	
												
	S750T-3-24	S750T-5-24	S750T-10-19	S750T-15-19	S750T-15C-14	S750T-50-7	S750T-50C-5	S750A-250				
												
Swing Out Rotor Max. RPM : 4,000 Radius(mm) : 205 Max. RCF : 3,667												
Capacity (ml)	3	5	10	15	15 Conical	50	50 Conical	250	750	500	MTP	DWP
Number per rack / rotor	24/96	24/96	19/76	19/76	14/56	7/28	5/20	1/4	1/4	1/4	4/16	1/4
Adaptor bore (mm)	13.2	13.2	16	17.2	17	29.2	29.5	62.5	-	70	-	-
Max. height for use (mm)	136	136	136	136	134	136	140	161	143	165	-	-
RPM	4,000	4,000	4,000	4,000	4,000	4,000	4,000	4,000	4,000	4,000	4,000	4,000
Radius (mm)	198	198	198	198	196	198	202	205	205	213	170	170
RCF	3,542	3,542	3,542	3,542	3,506	3,542	3,613	3,667	3,667	3,810	3,041	3,041