

## • Fix pole extensions



## • Auto-shim pole extensions



**EV-5020**

50x50 mm fix pole extension with height 20 mm



**EW-5020**

50x50 mm fix pole extension with height 20 mm and step



**EX-5020**

50x50 mm fix pole extension with height 20 mm and step



**ES-5052**

Diameter 50 mm fix pole extension with height 52 mm



**ET-5052**

Diameter 50 mm auto-shim pole extension with height 52 mm



**EE-5020**

50x50 mm fix pole extension with height 20 mm and step



**EA-5020**

50x50 mm fix pole extension with height 20 mm



**EA-5050**

50x50 mm fix pole extension with height 50 mm



**EC-5050**


50x50 mm auto-shim pole extension with height 50 mm



**ES-5052**

## Fix pole extensions

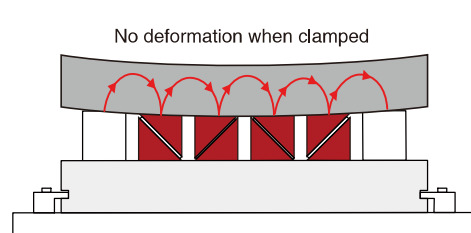
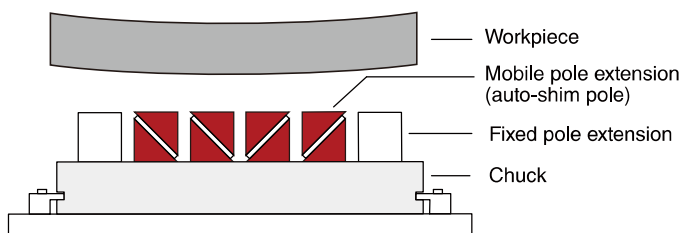
ES fixed and ET self shimming pole extensions using the built in threaded rod which does not require tools to install or remove.



**ET-5052**

## Auto-shim pole extensions


The new and improved ET pole extension has increased the performance of the original ET by 20%. Total adjustment is 6 mm.



# Pole Extension (Pole Size 50x50mm)

**BRISC®**

- Fix pole extensions for workpiece less than 10mm thick



- Auto-shim pole extensions for workpiece less than 10mm thick



**EV-5020-10**

50x50 mm fix pole extension with height 20 mm



**EW-5020-10**

50x50 mm fix pole extension with height 20 mm and step



**EX-5020-10**

50x50 mm fix pole extension with height 20 mm and step



**ES-5052-10**

Diameter 50 mm fix pole extension with height 52 mm



**ET-5052-10**

Diameter 50 mm auto-shim pole extension with height 52 mm



**EE-5020-10**

50x50 mm fix pole extension with height 20 mm and step



**EA-5020-10**

50x50 mm fix pole extension with height 20 mm



**EA-5050-10**

50x50 mm fix pole extension with height 50 mm



**EC-5050-10**


50x50 mm auto-shim pole extension with height 50 mm



**ES-5052-10**

## Fix pole extensions

ES fixed and ET self shimming pole extensions using the built in threaded rod which does not require tools to install or remove.



**ET-5052-10**

## Auto-shim pole extensions

The new and improved ET pole extension has increased the performance of the original ET by 20%. Total adjustment is 6 mm.

